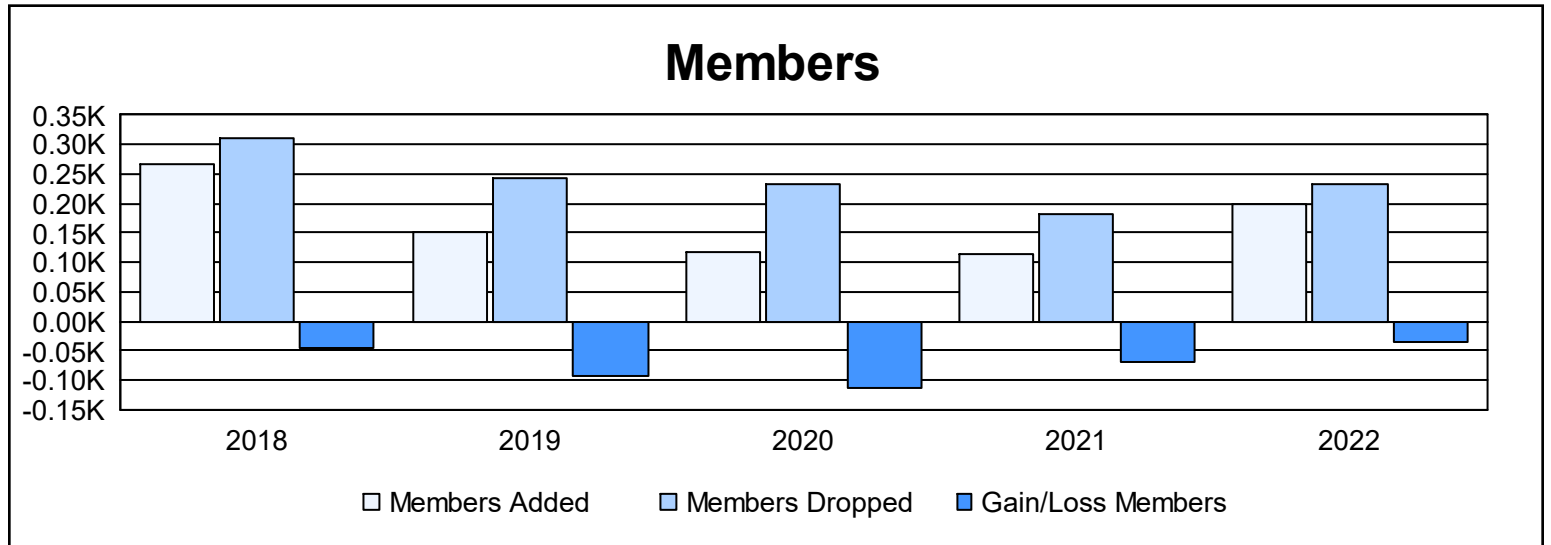
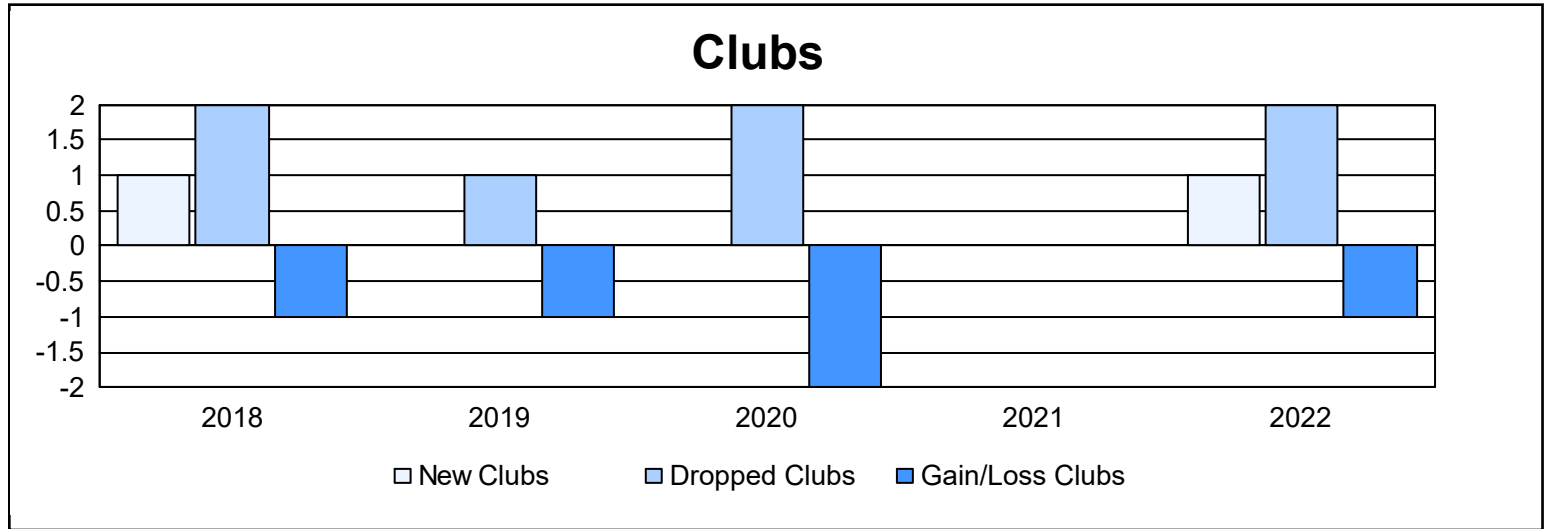
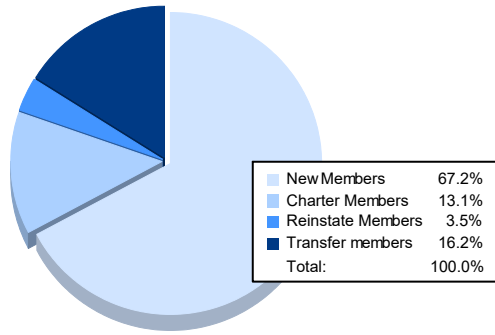


Year	New Clubs	Dropped Clubs	Gain/ Loss Clubs	New Members	Charter Members	Reinstate Members	Transfer Members	Total Member Added	Total Members Dropped	Gain/ Loss Members
2017-2018	1	2	-1	190	35	6	35	266	312	-46
2018-2019	0	1	-1	128	1	11	11	151	244	-93
2019-2020	0	2	-2	87	5	7	20	119	232	-113
2020-2021	0	0	0	79	1	18	15	113	181	-68
2021-2022	1	2	-1	133	26	7	32	198	233	-35
<b>Average</b>	<b>0</b>	<b>1</b>	<b>-1</b>	<b>123</b>	<b>14</b>	<b>10</b>	<b>23</b>	<b>169</b>	<b>240</b>	<b>-71</b>



### Membership Composition June 2022 Cumulative



### Gender Composition June 2022 Cumulative

